

Aircraft Profile: ATR42/ATR72

ATR42/ATR72 Active Aircraft * by Operator in Top 3 Regions April 2003

* Excludes Stored Aircraft

Region	Operator	# of ATR42	# of ATR72	Total
Europe	Eurowings	8	16	24
	Air Dolomiti	10	6	16
	Airlinair	10	6	16
	EuroLOT	5	8	13
	Olympic Aviation	6	7	13
	Alitalia Express	2	10	12
	Cimber Air	7	5	12
	Binter Canarias			11
	CSA Czech Airlines	5	4	9
	Compagnie Air Littoral	8		8
	AER Arann Express	5	2	7
	Finnair		7	7
	Air Exel Netherlands	5	1	6
	CCM Airlines		6	6
	European Air Express	6		6
	Air Nostrum		5	5
	Tarom	5		5
	Air Industria	4		4
	Cityflyer Express		4	4
	Aegean Cronus Airlines		3	3
	Brit Air	2	1	3
	Croata Airlines	3		3
	Aero Airlines		2	2
	Air Wales	2		2
	Coast Air	2		2
	Contact Air	2		2
	Islas Airways		2	2
	Jugoslovenski Aerotransport		2	2
	Air Atlantique	1		1
	Air Lithuania	1		1
Air Srpska		1	1	
City Air	1		1	
Highland Airways	1		1	
Italy First	1		1	
Minerva Airlines	1		1	
Europe Total	103	109	212	
USA	Executive Airlines	19	42	61
	Atlantic Southeast Airlines		19	19
	Trans States Airlines	4	3	7
	USA Total	23	64	87
Far East	Transasia Airways		10	10
	Bangkok Airways		9	9
	Jet Airways		8	8
	Vietnam Airlines		8	8
	China Xinjiang Airlines		5	5
	Air Mandalay	2	1	3
	Alliance Air	2		2
	Lao Aviaton		2	2
	Necon Air	2		2
	Thai Airways International		2	2
	Yangon Airways		2	2
	Far East Total	6	47	53
	Grand Total Including Other World Regions	239	264	503

Data Copyright 2003 FLEET-INET - BACK Aviation Solutions\Lundkvist.

ATR42/ATR72 Combined Route Systems

Europe



North America



Africa & Mid East



South America



Far East



ATR42/ATR72 Aircraft in Active Scheduled Passenger Service by Region April 2003

Region	ATR42	ATR72	Total
Europe	103	109	212
USA	23	64	87
Far East	6	47	53
South America	40	3	43
Africa	25	10	35
Australia	8	18	26
Mid East	8	11	19
Central America	16	0	16
Caribbean	5	2	7
Canada	5	0	5
Grand Total	239	264	503

Data Copyright 2003 FLEET-INET - BACK Aviation Solutions\Lundkvist.

ATR42/ATR72: Combined Fleet Trends by Top 10 Worldwide Operators

* Excludes Stored Aircraft

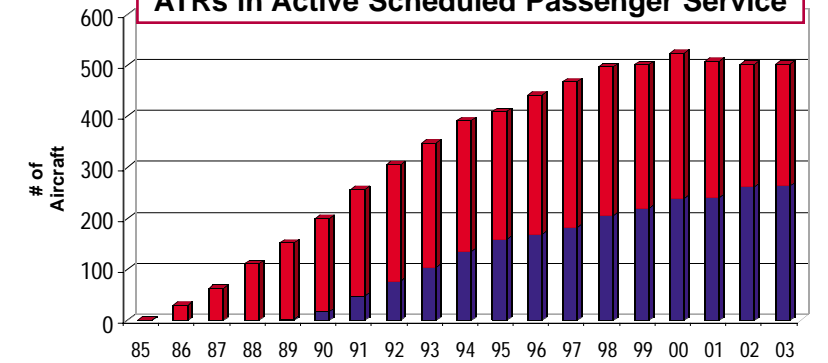
Region	Operator	# of Active Aircraft * in Scheduled Service:						
		Dec 31 1997	Dec 31 1998	Dec 31 1999	Dec 31 2000	Dec 31 2001	Dec 31 2002	Apr 4 2003
USA	Executive Airlines (Puerto Rico)	21	24	32	31	33	62	61
Europe	Eurowings	28	27	28	27	28	26	24
USA	Atlantic Southeast Airlines	12	12	12	19	19	19	19
Europe	Air Dolomiti	9	12	14	16	15	16	16
Europe	Airlinair	0	0	3	10	12	16	16
Europe	Olympic Aviation	11	11	11	11	11	13	13
Central America	Aeromar	9	8	12	14	13	14	13
Europe	EuroLOT	0	3	5	5	13	13	13
Europe	Cimber Air	13	13	15	13	11	12	12
Europe	Alitalia Express	13	13	14	13	10	11	12

Data Copyright 2003 FLEET-INET - BACK Aviation Solutions\Lundkvist.

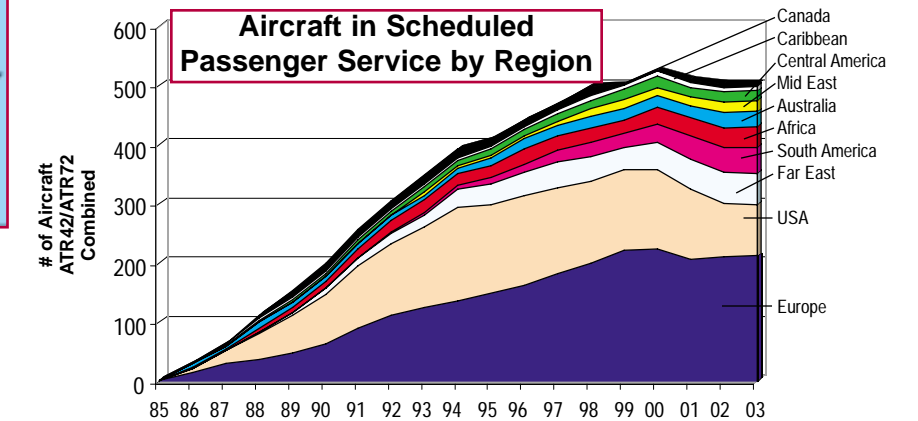
ATR42/ATR72 Worldwide Trends

ATR42 ATR72

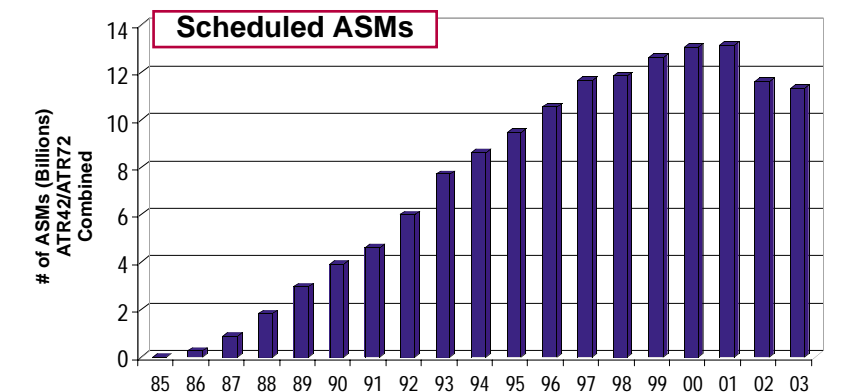
ATRs in Active Scheduled Passenger Service



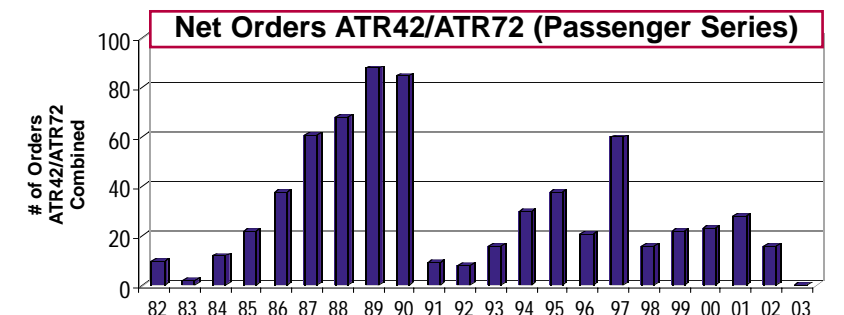
Aircraft in Scheduled Passenger Service by Region



Scheduled ASMs



Net Orders ATR42/ATR72 (Passenger Series)



All data sourced during April 2003 by:

back Aviation Solutions

www.backaviation.com

Note: This profile includes ATR42 and ATR72 aircraft operated in scheduled passenger service.