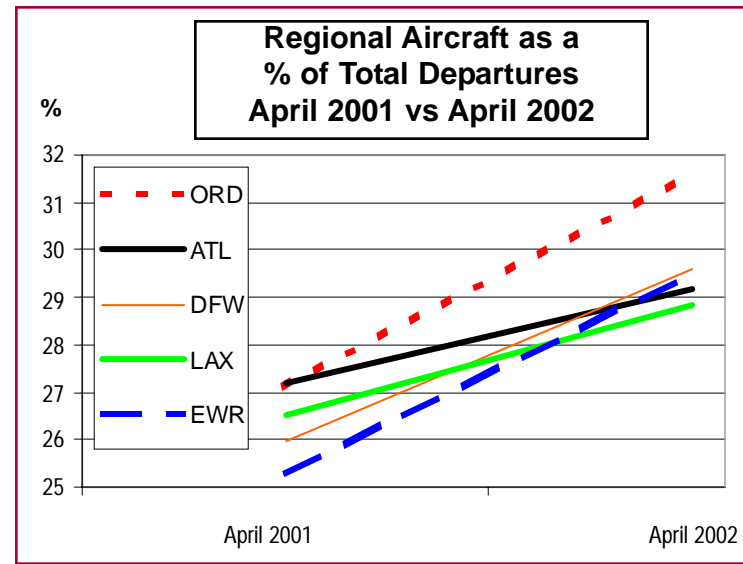
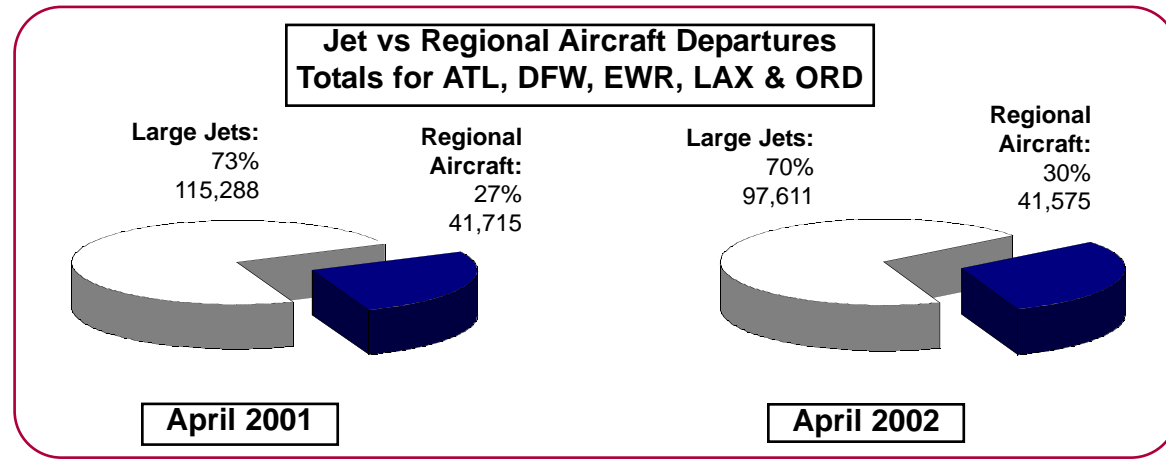
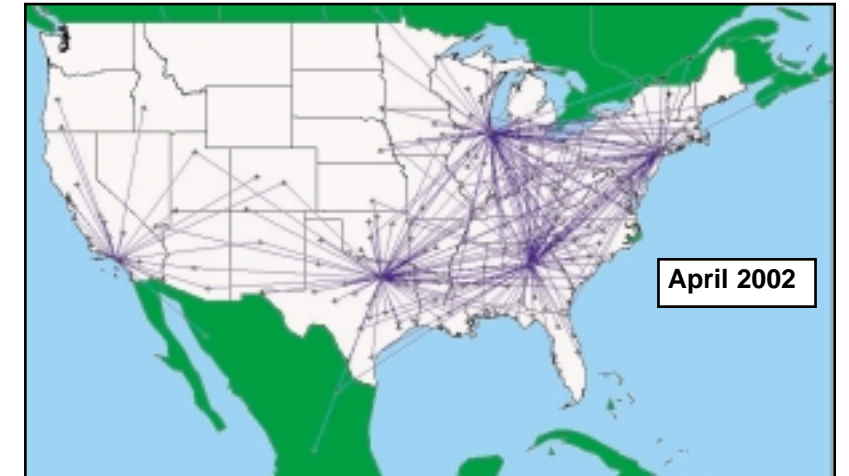
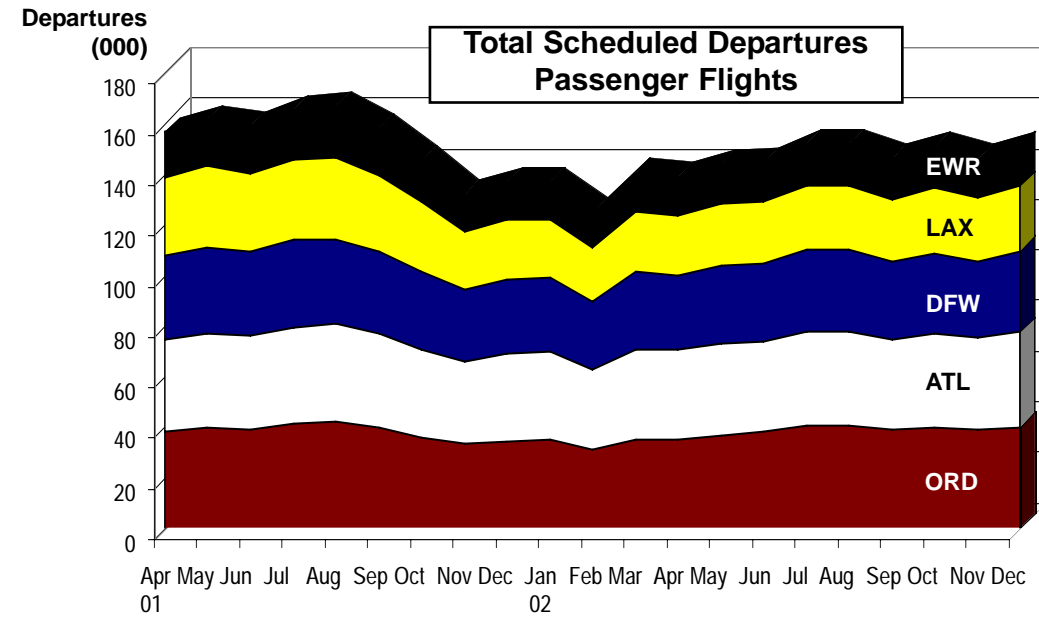


# Profile: Regional Aircraft Operations for Selected US Hubs

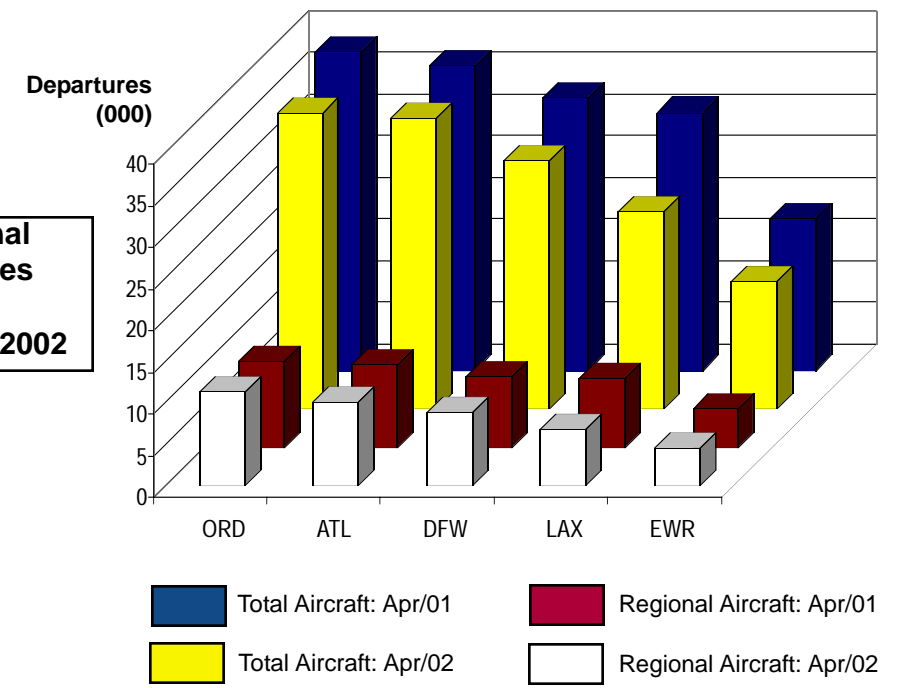
Hub Regional Departures:  
ATL, DFW, EWR, LAX & ORD

**Departures by Operator**  
**ATL, DFW, EWR, LAX & ORD**  
**April 2001 vs April 2002**

Operator	April 01 Departures	April 02 Departures	% Change
<b>ATL (Atlanta)</b>			
Atlantic Southeast	8,025	8,291	3%
Continental Express	89	137	54%
Comair Inc.	0	300	New
Corporate Express Airline	123	74	-40%
Midway Airlines	156	0	Discont'd
US Airways Express	137	26	-81%
<b>DFW (Dallas/Fort Worth)</b>			
Air Midwest	48	0	Discont'd
American Eagle	6,876	5,884	-14%
Atlantic Southeast	2,250	2,616	16%
Big Sky Airlines	364	312	-14%
Continental Express	0	130	New
Comair Inc.	330	300	-9%
Great Plains Airlines	94	0	Discont'd
Mesa Airlines	0	116	New
Skywest Airlines	0	814	New
<b>EWR (New York/Newark)</b>			
Air Canada	145	82	-43%
Air Canada Jazz	0	79	New
Air Canada Regional	0	33	New
American Eagle	189	268	42%
Atlantic Coast Airlines	0	120	New
Chautauqua Airlines	0	73	New
Continental Express	3,000	3,316	11%
Comair Inc.	30	55	83%
Continental Airlines	72	0	Discont'd
Mesa Airlines	44	35	-20%
Midway Airlines	125	0	Discont'd
United Express/Atlantic Coast	370	265	-28%
US Airways Express	653	182	-72%
<b>LAX (Los Angeles)</b>			
Aerolitoral	0	30	New
American Eagle	2,624	2,168	-17%
Horizon Airlines	0	134	New
Mesa Airlines	0	54	New
United Express/Air Wisconsin	2	367	18,250%
United Express/Skywest	5,610	4,075	-27%
<b>ORD (Chicago O'Hare)</b>			
Air Canada	242	210	-13%
American Airlines	30	0	Discont'd
American Eagle	4,808	5,045	5%
Chautauqua Airlines	0	24	New
Continental Express	86	138	60%
Comair Inc.	108	136	26%
Great Lakes Aviation	0	336	New
Mesa Airlines	120	88	-27%
United Express/Atlantic Coast	1,255	3,121	149%
United Express/Great Lakes	1,131	0	Discont'd
United Express/Air Wisconsin	2,579	2,141	-17%



**Total and Regional Aircraft Departures by Hub April 2001 vs April 2002**



All data sourced during May 2002 by: