

Aircraft Profile: 37-50 Seat RJs

37-50 Seat Active * RJs by Region November 2003

* Excludes Stored Aircraft

| Region | Aircraft Type | Manufacturer | # of Active Aircraft Nov. 5/03 |
|-----------------------|-------------------------------|---------------|--------------------------------|
| USA | CRJ 100/200/440 (CL-600-2B19) | Canadair Ltd. | 599 |
| Europe | CRJ 100/200/440 (CL-600-2B19) | Canadair Ltd. | 160 |
| Far East | CRJ 100/200/440 (CL-600-2B19) | Canadair Ltd. | 41 |
| Canada | CRJ 100/200/440 (CL-600-2B19) | Canadair Ltd. | 35 |
| Africa | CRJ 100/200/440 (CL-600-2B19) | Canadair Ltd. | 6 |
| CRJ Total: 841 | | | |

| | | | |
|-----------------------|------------------------|---------|-----|
| USA | ERJ 145 (EMB-145) | Embraer | 339 |
| USA | ERJ 135 (EMB-135ER/LR) | Embraer | 93 |
| USA | ERJ 140 (EMB-135KE/KL) | Embraer | 74 |
| Europe | ERJ 145 (EMB-145) | Embraer | 145 |
| Europe | ERJ 135 (EMB-135ER/LR) | Embraer | 18 |
| South America | ERJ 145 (EMB-145) | Embraer | 24 |
| Far East | ERJ 145 (EMB-145) | Embraer | 7 |
| Africa | ERJ 135 (EMB-135ER/LR) | Embraer | 5 |
| Caribbean | ERJ 145 (EMB-145) | Embraer | 2 |
| ERJ Total: 707 | | | |

Data Copyright 2003 FLEET-INET - BACK Aviation Solutions\Lundkvist.

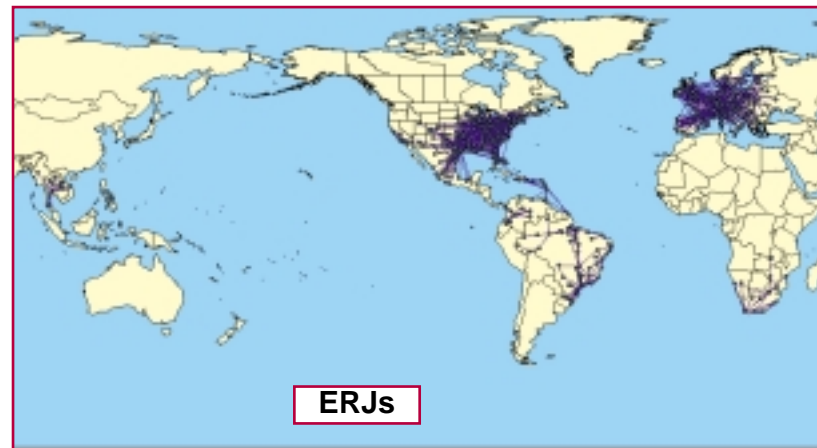
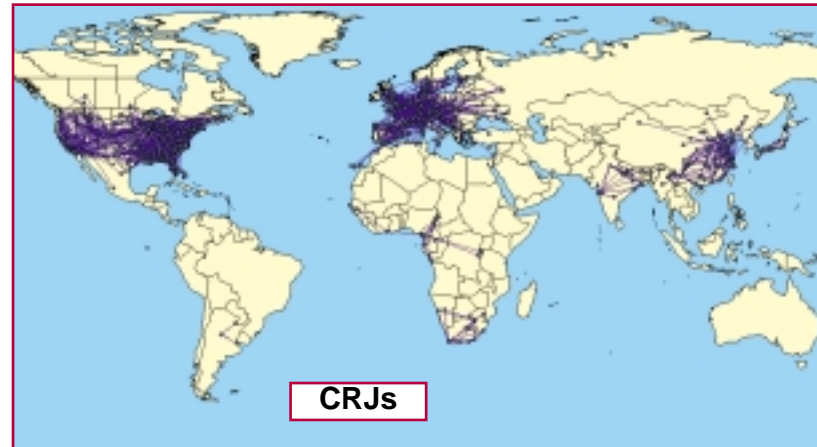
Top Operators of 37-50 Seat RJs November 2003

| Operator | CRJ 100/200/440 | ERJ 135 | ERJ 140 | ERJ 145 | Total |
|---------------------------------------|-----------------|---------|---------|---------|-------|
| ExpressJet Airlines | | 30 | | 190 | 220 |
| American Eagle Airlines | | 40 | 59 | 46 | 145 |
| Comair [USA] | 136 | | | | 136 |
| Skywest Airlines [USA] | 106 | | | | 106 |
| Atlantic Southeast Airlines [USA] | 92 | | | | 92 |
| Atlantic Coast Airlines | 87 | | | | 87 |
| Chautauqua Airlines | | 15 | 15 | 49 | 79 |
| Mesa Airlines | 43 | | | 32 | 75 |
| Pinnacle Airlines | 71 | | | | 71 |
| Air Wisconsin | 58 | | | | 58 |
| Lufthansa Cityline | 43 | | | | 43 |
| Regional Compagnie Aérienne Europeene | | 9 | | 27 | 36 |
| British Airways Citiexpress | | | | 28 | 28 |
| Air Canada | 26 | | | | 26 |
| Air Nostrum | 22 | | | | 22 |
| Brit Air | 22 | | | | 22 |
| Swiss International Airlines | | | | 22 | 22 |
| Trans States Airlines | | | | 22 | 22 |
| Rio Sul | | | | 16 | 16 |
| Air Littoral | 15 | | | | 15 |
| Tyrolean Airways | 13 | | | 2 | 15 |
| LOT Polish Airlines | | | | 14 | 14 |
| Alitalia Express | | | | 13 | 13 |
| British Midland Airways | | 2 | | 10 | 12 |
| Eurowings | 10 | | | | 10 |
| Jazz Air | 10 | | | | 10 |
| Shandong Airlines | 10 | | | | 10 |

Total Including Operators Operating 1-9 Aircraft 1336

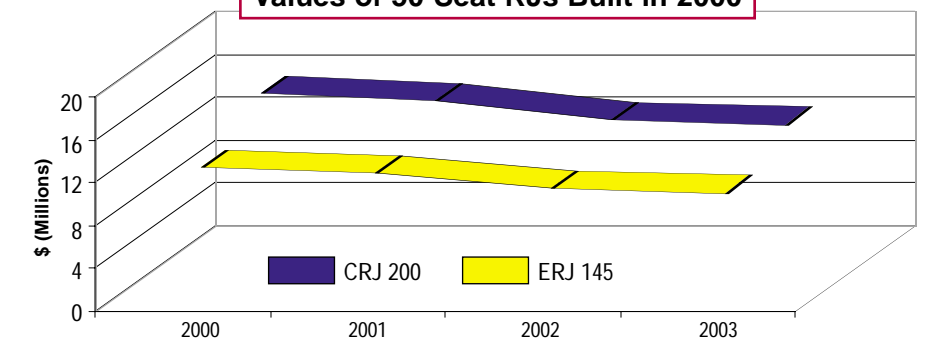
Data Copyright 2003 FLEET-INET - BACK Aviation Solutions\Lundkvist.

RJ Route Systems: November 2003

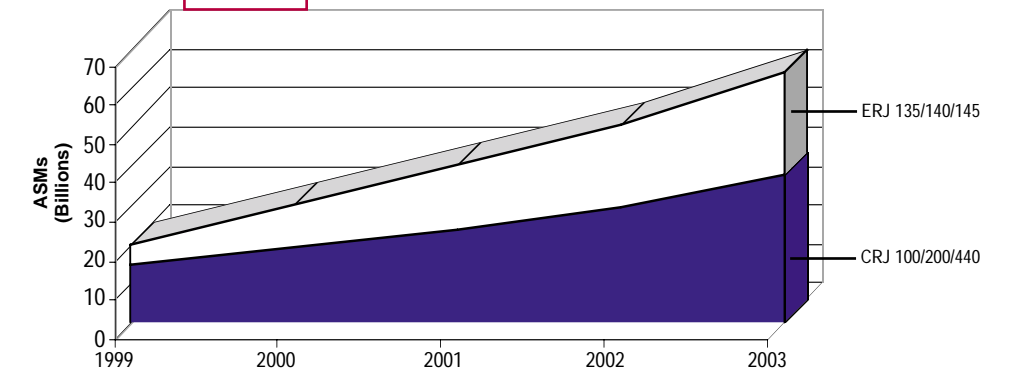


37-50 Seat RJ Worldwide Trends

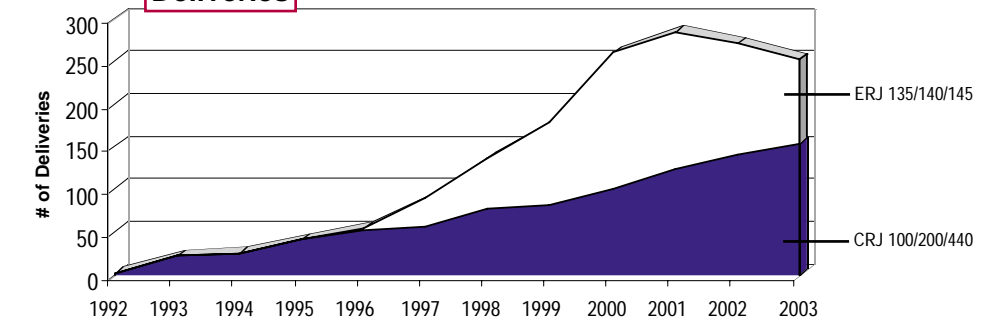
Values of 50-Seat RJs Built in 2000



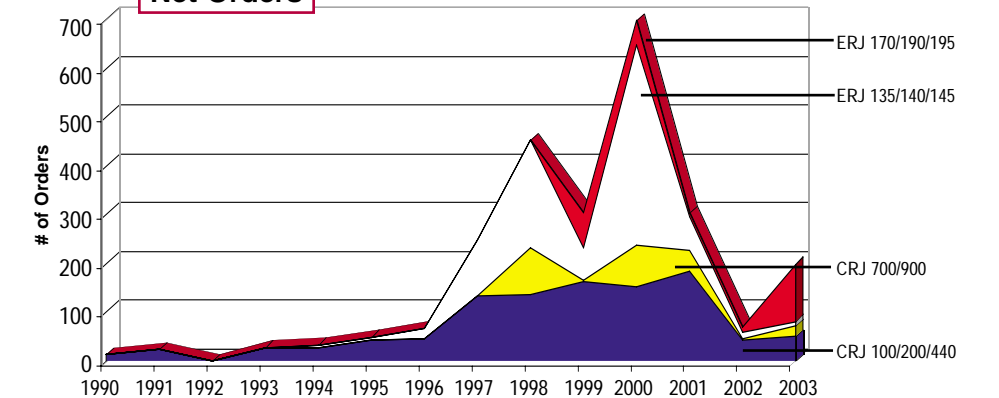
ASMs



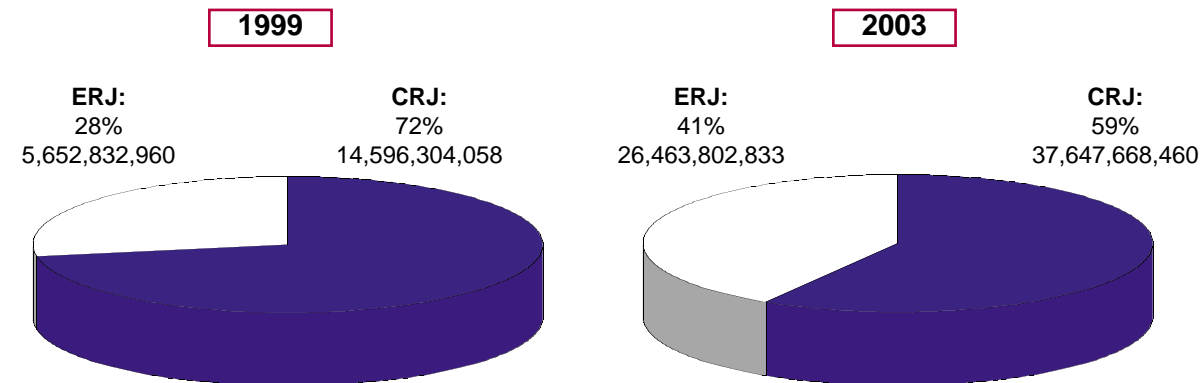
Deliveries



Net Orders



RJ Market Share of ASMs



All data sourced during November 2003 by:

back Aviation Solutions
www.backaviation.com