

# Carrier Profile: British Airways Regional Partners

**Top 5 Routes for Top British Airways Regional Partners  
(Ranked by ASKs) July 2001**

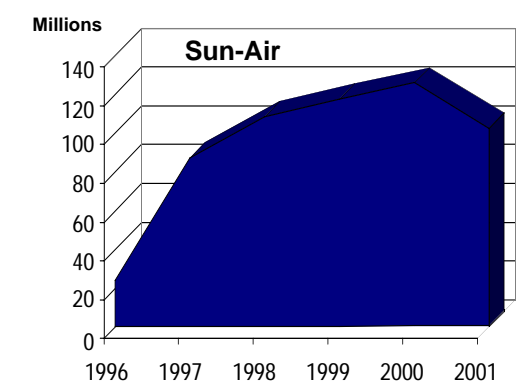
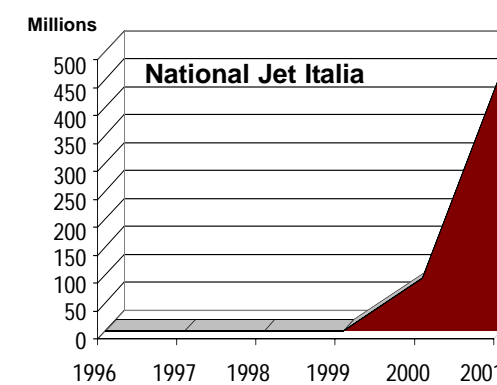
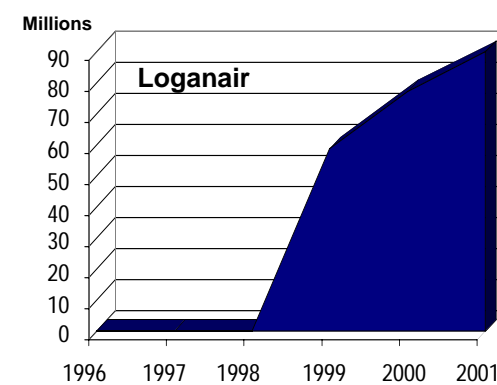
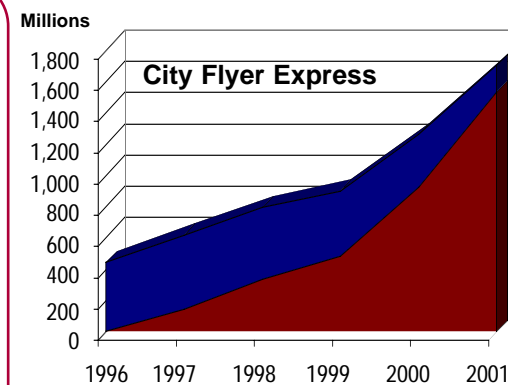
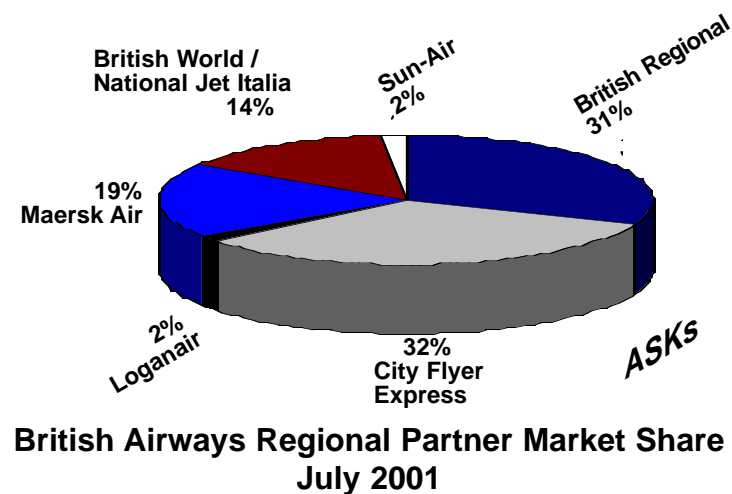
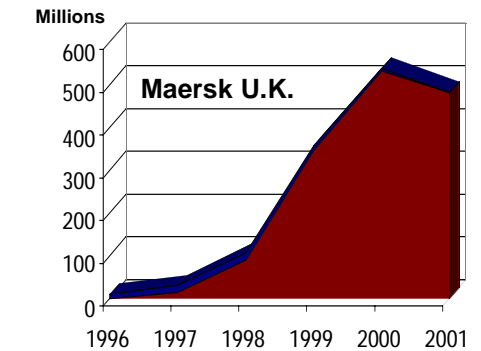
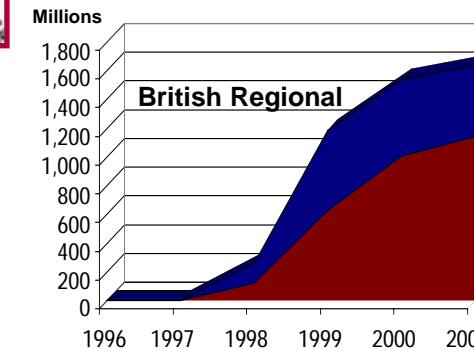
Operator	Origin	Destination	Equipment Type	Distance (Km)	Round Trip ASKs
British Regional Airlines	Inverness Scotland	London (Gatwick) England	BAE 146	751	11,879,681
	Paris (C. DeGaulle) France	Edinburgh Scotland	ERJ 145	867	7,224,201
	Glasgow (Intl) Scotland	Southampton England	ERJ 145	581	5,863,090
	Manchester England	Oslo Norway	ERJ 145	1,068	5,549,145
	Edinburgh Scotland	Southampton England	ERJ 145	571	5,485,757
City Flyer Express	London (Gatwick) England	Nice France	AVRO 100	999	19,328,312
	Dublin Rep. of Ireland	London (Gatwick) England	AVRO 100	484	17,981,425
	London (Gatwick) England	Toulouse France	AVRO 100	845	16,340,360
	Bordeaux France	London (Gatwick) England	AVRO 100	703	13,016,398
	Amsterdam Netherlands	London (Gatwick) England	AVRO 100	365	12,611,110
Loganair	Edinburgh Scotland	Shetland Isls (Sumburgh) Scotland	SAAB 340	484	889,191
	Glasgow (Intl) Scotland	Londonderry N. Ireland	SAAB 340	204	750,347
	Dublin Rep. of Ireland	Londonderry N. Ireland	SAAB 340	188	691,265
	Edinburgh Scotland	Inverness Scotland	SAAB 340	180	661,724
	Inverness Scotland	Kirkwall Orkney Is. Scotland	SAAB 340	169	620,366
BWorld/National Jet Italia	Catania Italy	Rome (Fiumicino) Italy	BAE 146	539	12,187,129
	Athens (Intl) Greece	Rome (Fiumicino) Italy	BAE 146	1,086	8,585,423
	Athens (Intl) Greece	Rome (Fiumicino) Italy	BAE 146	1,072	8,470,951
	Rome (Fiumicino) Italy	Palermo Italy	BAE 146	420	8,210,003
	Rome (Fiumicino) Italy	Nice France	BAE 146	459	4,833,275
Maersk Air U.K.	Birmingham England	Copenhagen (Intl) Denmark	CRJ	1,001	7,505,985
	Birmingham England	Vienna Austria	CRJ	1,361	7,350,556
	Stockholm (Arlanda) Sweden	Birmingham England	CRJ	1,451	7,111,458
	Birmingham England	Berlin (Tegel) Germany	CRJ	1,015	5,380,979
	Birmingham England	Lyon (St. Exuperty) France	CRJ	890	4,715,818
Sun-Air of Scandinavia	Billund Denmark	Oslo Norway	ATP	471	2,775,821
	Billund Denmark	Manchester England	ATP	780	2,696,941
	Billund Denmark	Manchester England	J 41	780	1,076,904
	Aarhus Denmark	Stockholm (Bromma) Sweden	J 31	579	834,106
	Aarhus Denmark	Oslo Norway	J 31	417	690,107

**British Airways Regional Partner Route System (July 2001)**



**Fleet Report for British Airways Regional Code Share Partners  
July 2001**

Operator / Owner / Sublessor	Equipment Type	Leased Out	Existing Fleet Total	On Order	Average Age
British Regional Airlines	BAE ATP	0	10	0	11.3
	ATR 72	0	3	0	4.3
	BAE JETSTREAM 41	0	13	0	7.5
	BAE 146-100	0	1	0	17.3
	BAE 146-300	0	1	0	11.1
City Flyer Express	ERJ-145	0	19	4	2.3
	ATR 72	0	5	0	6.6
Loganair	BAE 146-RJ100	0	16	0	1.8
	DHC-6-100/200/300	0	2	0	21.3
National Jet Italia	SAAB 340	0	5	0	11.1
	SD3-60	0	4	0	13.5
Maersk Air U.K.	BAE 146-300	0	4	0	10
	CRJ	4	6	1	1.5
Sun-Air of Scandinavia	CRJ	0	0	5	0
	BAE ATP	0	3	0	8.2
	BAE JETSTREAM 31/32	0	4	0	15.4
	BAE JETSTREAM 41	0	2	0	7.4



**British Airways Regional Partner ASKs: 6-Year Trend**



**Note:** This profile covers aircraft with fewer than 100 seats. Therefore data for the above carriers flying aircraft with a seating capacity of 100 or more is excluded from this analysis, as is data for British Mediterranean, Comair and GB Airways which operate only 100+ seat-aircraft on behalf of British Airways.