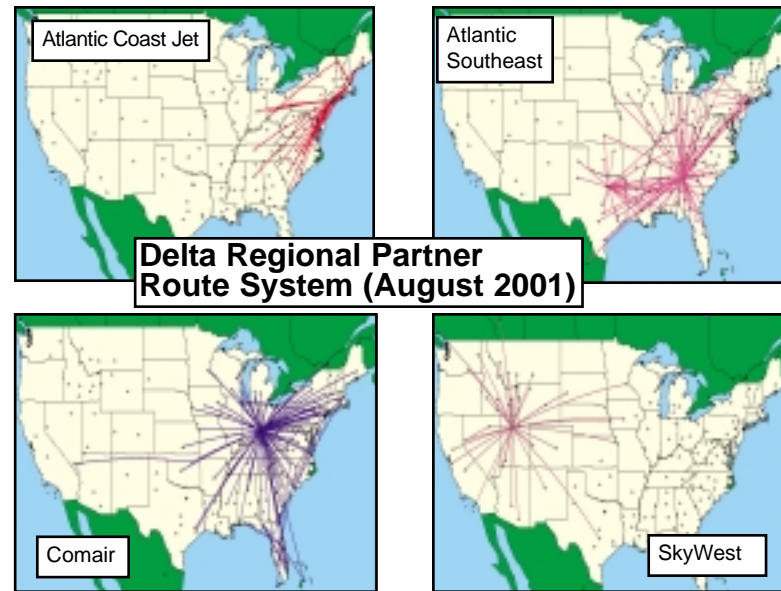


# Carrier Profile: Delta Regional Partners

**Top 10 Routes for Delta Regional Partners  
(Ranked by ASMs) August 2001**

Operator	Origin	Destination	Equipment Type	Distance (Miles)	Round Trip ASMs	
Atlantic Coast Jet	Indianapolis, IN	New York (LGA) NY	CRJ	658	6,119,400	
	Birmingham, AL	New York (LGA) NY	CRJ	864	5,356,800	
	New York (LGA) NY	Savannah, GA	CRJ	721	4,470,200	
	Burlington, VT	Cincinnati, OH	328Jet	687	4,089,024	
	Charleston, SC	New York (LGA) NY	328Jet	645	3,797,760	
	Boston, MA	Raleigh/Durham, NC	328Jet	612	3,642,624	
	Boston, MA	Philadelphia, PA	328Jet	279	3,321,216	
	Boston, MA	Newark, NJ	328Jet	201	3,190,272	
	Nashville, TN	New York (LGA) NY	328Jet	762	3,023,616	
	Columbus, OH	New York (LGA) NY	328Jet	477	2,839,104	
Atlantic Southeast Airlines	Atlanta, GA	Ft. Walton Beach, FL	ATR7/CRJ/EMB120	251	11,061,068	
	Atlanta, GA	Monterrey, Mexico	CRJ	1,099	10,220,700	
	Atlanta, GA	Myrtle Beach, SC	CRJ/ATR7	314	9,695,064	
	Atlanta, GA	Panama City, FL	ATR7/CRJ/EMB120	248	9,292,064	
	Atlanta, GA	Fayetteville, AR	CRJ	587	9,098,500	
	Charleston, SC	Dallas/Ft. Worth, TX	CRJ	978	9,095,400	
	Dallas/Ft. Worth, TX	Savannah, GA	CRJ	908	8,444,400	
	Columbia, SC	Dallas/Ft. Worth, TX	CRJ	906	8,425,800	
	Atlanta, GA	Gainesville, FL	CRJ/ATR7	402	8,388,352	
	Atlanta, GA	Dallas (Love Fld) TX	CRJ	719	8,340,400	
	Comair (USA)	Cincinnati, OH	Toronto, (Pearson) ON	CRJ	400	9,900,000
		Cincinnati, OH	Minneapolis/St. Paul, MN	CRJ	599	8,985,000
		Cincinnati, OH	Greenville/Spartanburg SC	CRJ	318	7,059,600
Bangor, ME		Cincinnati, OH	CRJ	890	7,031,000	
Charlotte, NC		Cincinnati, OH	CRJ	333	6,826,500	
Cincinnati, OH		Montreal (Dorval) PQ	CRJ	698	6,491,400	
Cincinnati, OH		Washington, DC	CRJ	375	6,431,250	
Cincinnati, OH		Memphis, TN	CRJ	414	6,251,400	
Appleton, WI		Cincinnati, OH	CRJ	411	6,206,100	
Allentown, PA		Cincinnati, OH	CRJ	488	6,051,200	
SkyWest Airlines (USA)		Salt Lake City, UT	Calgary, AB	CRJ	719	8,915,600
		Reno, NV	Salt Lake City, UT	CRJ	421	7,830,600
		Omaha, NE	Salt Lake City, UT	CRJ	836	7,774,800
	Boise, ID	Salt Lake City, UT	CRJ	290	6,293,000	
	Rapid City, SD	Salt Lake City, UT	CRJ	507	6,286,800	
	Minneapolis/St. Paul, MN	Salt Lake City, UT	CRJ	988	6,125,600	
	Albuquerque, NM	Salt Lake City, UT	CRJ	492	6,100,800	
	Des Moines, IA	Salt Lake City, UT	CRJ	952	5,902,400	
	Salt Lake City, UT	Tucson, AZ	CRJ	601	5,589,300	
	Salt Lake City, UT	Vancouver, BC	CRJ	796	4,935,200	

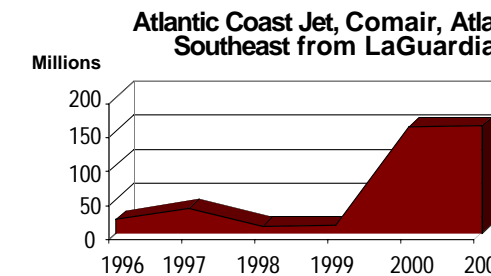
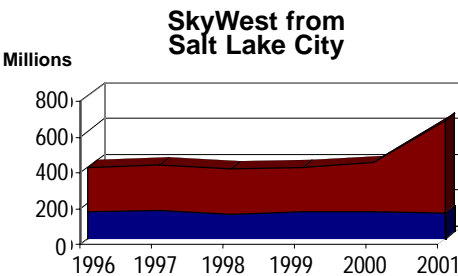
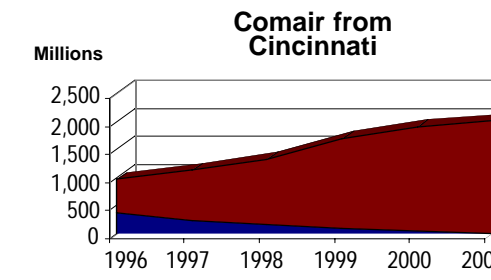
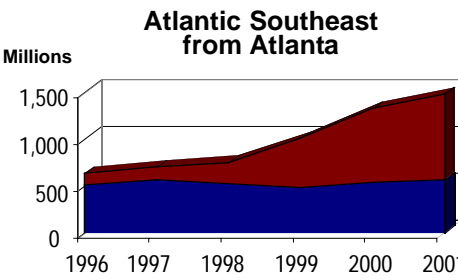
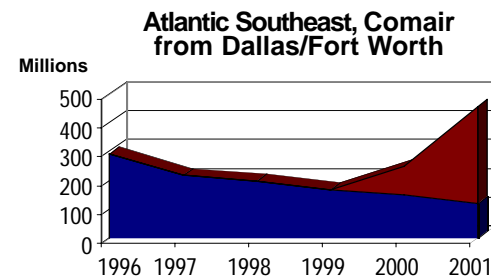


All data sourced during August 2001 by:



www.backaviation.com

**Delta Regional Partner Scheduled ASMs by Aircraft Type: August 2001**



RJs  
Turbo Props

**Fleet Report for Delta Regional Code Share Partners  
July 2001**

Operator / Owner / Sublessor	Equipment Type	Leased Out	Existing Fleet Total	On Order	Average Age
Atlantic Coast Jet	CRJ-100/200	0	3	0	1.9 *
	328Jet	0	23	8	0
Atlantic Southeast Airlines	CRJ-100/200	0	50	32	2
	ATR 72	0	19	0	7.3
	EMB-120	0	49	0	11.8
	CRJ-700	0	0	30	0
Comair (USA)	EMB-120	6	0	0	0
	CRJ-100/200	5	102	45	4.3
	EMB-120	0	18	0	10.2
	CRJ-700	0	0	27	0
SkyWest Airlines (USA)	EMB-120	0	17	0	7.3 *
	CRJ-100/200	0	18	8 *	3.3 *

\* This information includes aircraft flown on behalf of carriers other than Delta.

**Delta Regional Partner Market Share of Departures: August 2001**

