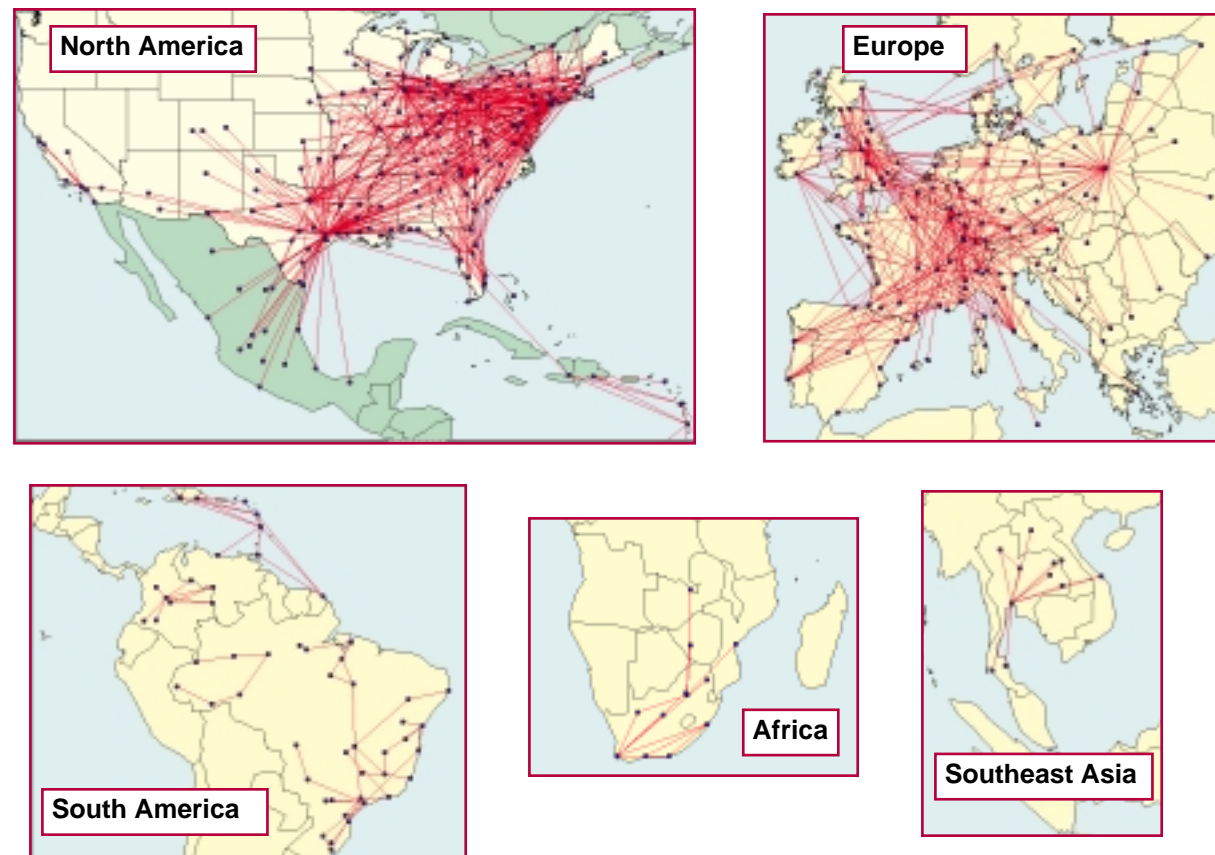


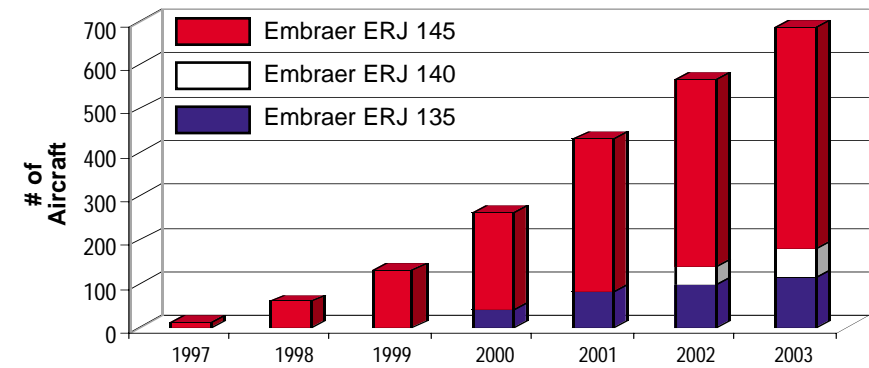
Profile: Embraer Regional Jets

ERJ Routes (July 2003)

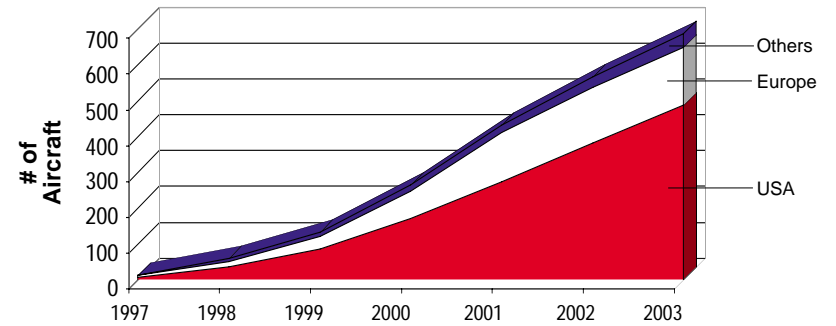


ERJ Worldwide Trends

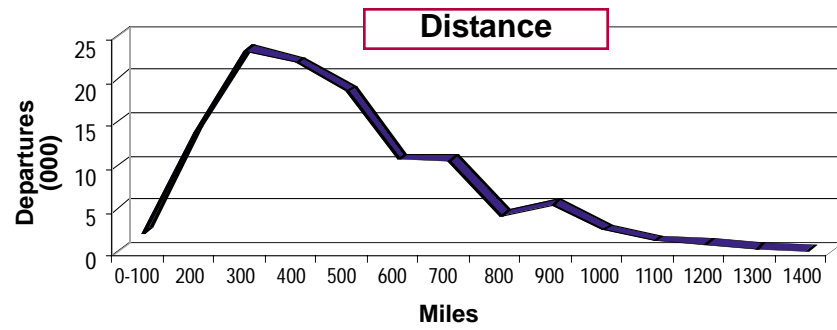
ERJs in Scheduled Passenger Service



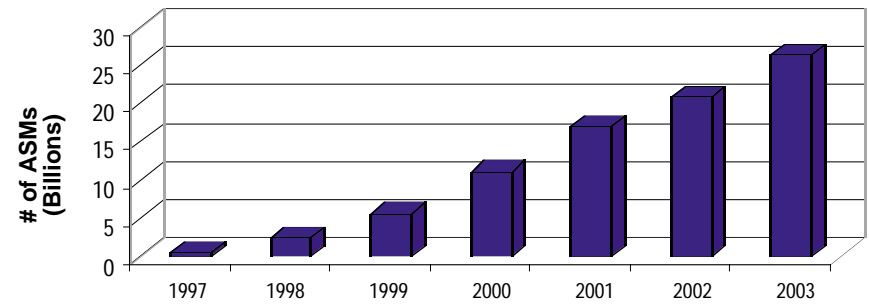
ERJs in Scheduled Passenger Service by Region



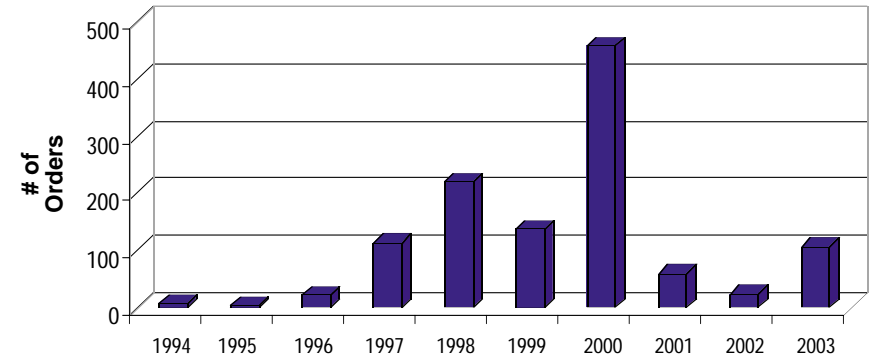
ERJ Utilization Scheduled Worldwide Passenger Operations: July 2003



Scheduled ASMs



ERJ Net Orders: All Types



ERJ 135/ERJ 140/ERJ 145 Top Airline Operators: July 2003

Operator	# of Embraer ERJ 135	# of Embraer ERJ 140	# of Embraer ERJ 145	Total
ExpressJet Airlines	30		182	212
American Eagle Airlines	39	53	46	138
Chautauqua Airlines	11	15	47	73
Regional, Compagnie Aerienne Europeene	9		27	36
Mesa Airlines			32	32
British Airways CitiExpress			28	28
Swiss International Air Lines			23	23
Trans States Airlines			22	22
Rio Sul			15	15
LOT Polish Airlines			14	14
Alitalia Express			12	12
British Midland Airways	2		10	12
Luxair			8	8
Portugalia			7	7
Sichuan Airlines			5	5
Skyways Express			4	4
South African Airlink	4			4
Air Exel Netherlands			3	3
Tyrolean Airways			3	3
Air Caraibes			2	2
City Airlines	1		1	2
Indigo Air	2			2
Jetmagic			2	2
PB Air			2	2
Airlink Zimbabwe	1			1
Cirrus Luftfahrt			1	1
Eastern Airways	1			1
Hex'Air1	1			1
SATENA			1	1
Grand Total	101	68	497	666

Data copyright 2003 FLEET-iNET - BACK Aviation Solutions

ERJ Aircraft On Order (July 2003)

Region	# of Embraer ERJ 135	# of Embraer ERJ 140	# of Embraer ERJ 145	Total
Europe	27	190	15	65
Far East	3			3
USA	90	100	4	378
Grand Total	120	100	15	446

Data copyright 2003 FLEET-iNET - BACK Aviation Solutions

ERJ 135/ERJ 140/ERJ 145 Aircraft in Scheduled Passenger Service by Region (July 2003)

Operator Region	# of Embraer ERJ 135	# of Embraer ERJ 140	# of Embraer ERJ 145	Total
Africa	5			5
Europe	17		145	162
Far East			7	7
South America	1		23	24
USA	91	68	329	488
Grand Total	114	68	504	686

Data copyright 2003 FLEET-iNET - BACK Aviation Solutions

All data sourced during July 2003 by:

www.backaviation.com