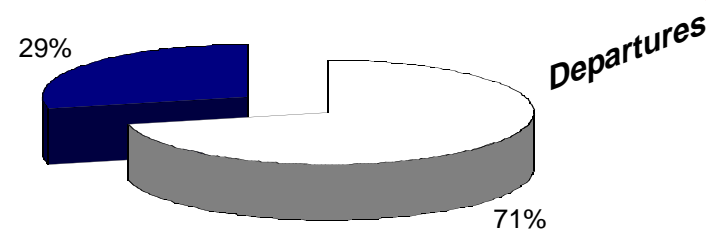


Featured Carrier Profile: Lufthansa Cityline

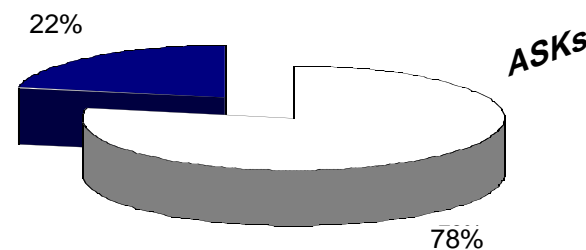
**Fleet Report for Lufthansa Cityline
September 2001**

Equipment Type	Existing Fleet		Existing Fleet		Existing and On Order		Average Age
	Leased Out	Owned	Leased In	Total	On Order	On Order	
CRJ-100/200/440	0	16	28	44	0	44	5.2
BAE 146-RJ85	0	8	10	18	0	18	5.8
CRJ-700	0	4	0	4	16	20	0.6
Fokker 50	5	0	0	0	0	0	0
DO728JET	0	0	0	0	60	60	0
Totals		28	38	66	76	142	



**Lufthansa / Lufthansa Cityline
European Market Share: September 2001**

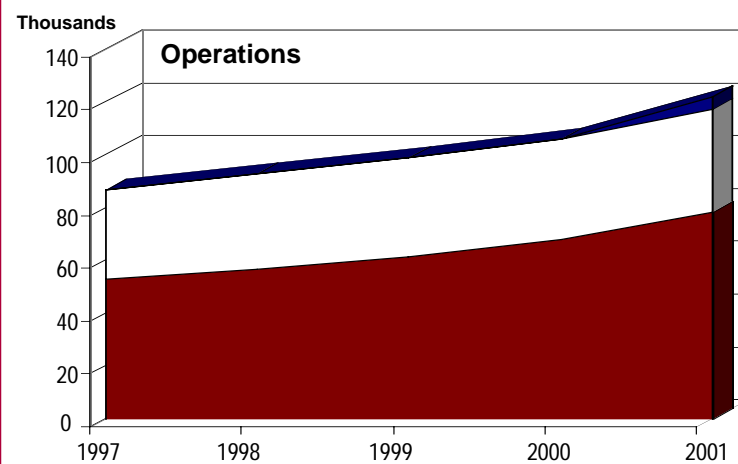
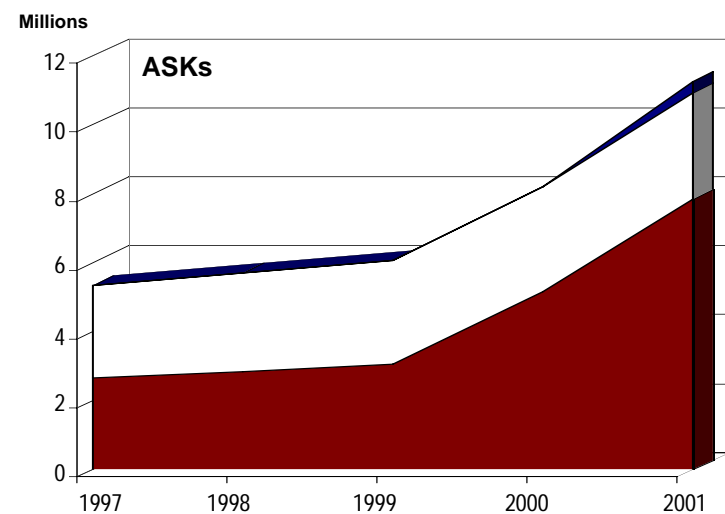
■ Lufthansa Cityline □ Lufthansa



**Top 50 Routes for Lufthansa Cityline
(Ranked by ASKs) September 2001**

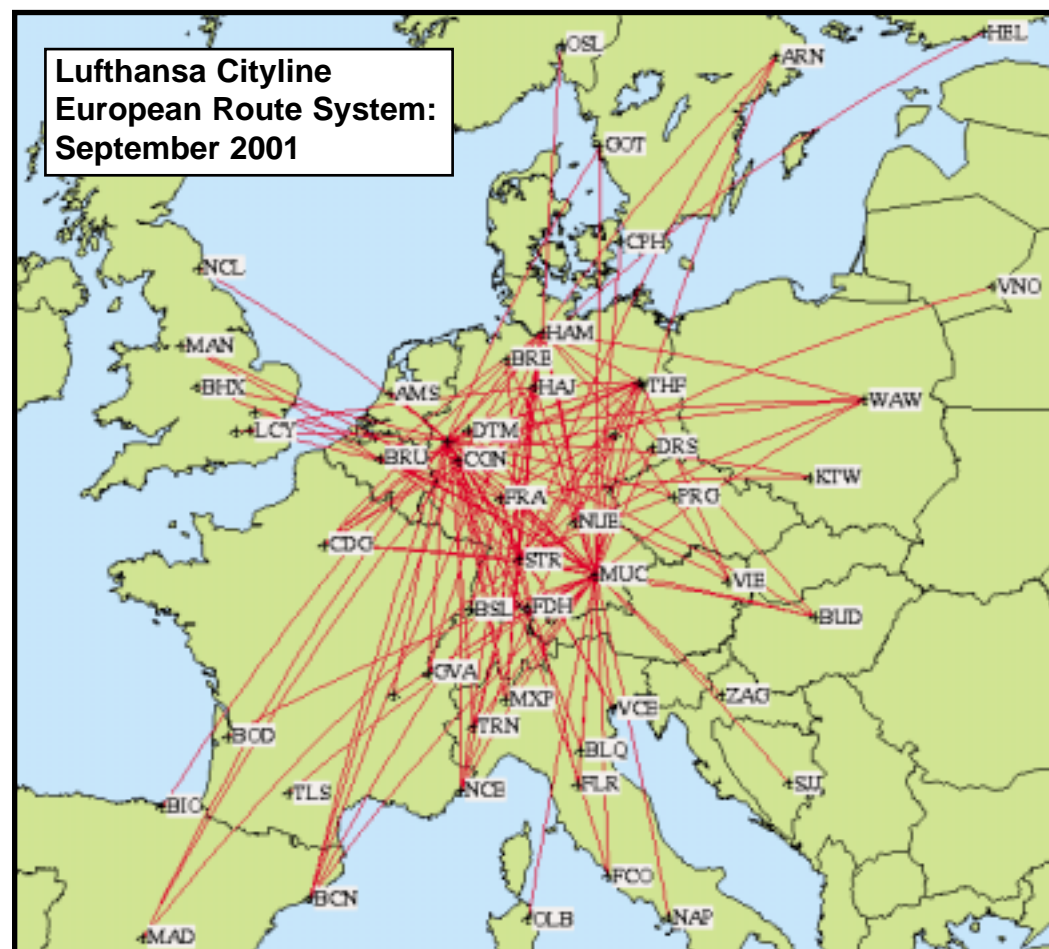
Origin	Destination	Distance (Kms)	Departures	Equipment Type	Round Trip ASKs
Duesseldorf	Helsinki	1498	164	CRJ 100/200	24,571,436
Gothenburg	Munich (Int'l)	1041	166	CRJ 100/200	17,284,204
Munich (Int'l)	Toulouse	959	178	CRJ 100/200	17,072,742
Hamburg	Milan (Malpensa)	893	163	CRJ 100/200	14,558,532
Florence	Frankfurt	721	248	Avroliner	14,303,973
Stockholm (Arlanda)	Munich (Int'l)	1316	108	CRJ 100/200	14,217,200
Hanover	Milan (Malpensa)	761	170	CRJ 100/200	12,940,381
Paris (C. DeGaulle)	Berlin (Tegel)	851	151	CRJ 100/200	12,854,927
Bordeaux	Munich (Int'l)	1030	124	CRJ 100/200	12,771,405
Berlin (Tegel)	London (City)	911	162	Avroliner	11,804,795
Munich (Int'l)	Nice	628	184	CRJ 100/200	11,548,337
Paris (C. DeGaulle)	Munich (Int'l)	681	167	CRJ 100/200	11,368,256
Amsterdam	Munich (Int'l)	663	168	CRJ 100/200	11,138,931
Budapest	Duesseldorf	998	108	CRJ 100/200	10,775,873
Berlin (Tegel)	Zurich	661	162	CRJ 100/200	10,715,041
Duesseldorf	Warsaw	982	108	CRJ 100/200	10,602,068
Birmingham	Munich (Int'l)	1059	100	CRJ 100/200	10,589,194
Lyon (St. Exupery)	Munich (Int'l)	594	176	CRJ 100/200	10,451,438
Barcelona	Stuttgart (Echterdingen)	991	105	CRJ 100/200	10,408,952
Paris (C. DeGaulle)	Hanover	631	157	CRJ 100/200	9,904,276
Birmingham	Duesseldorf	597	154	CRJ 100/200	9,194,575
Duesseldorf	Geneva	563	162	CRJ 100/200	9,124,731
Stockholm (Arlanda)	Hamburg	826	110	CRJ 100/200	9,081,280
Duesseldorf	Madrid	1440	62	CRJ 100/200	8,930,006
Hamburg	Vienna	748	149	Avroliner	8,920,028
Bologna	Duesseldorf	822	108	CRJ 100/200	8,881,405
Florence	Munich (Int'l)	507	208	Avroliner	8,435,307
Barcelona	Hanover	1365	60	CRJ 100/200	8,188,118
Paris (C. DeGaulle)	Hamburg	727	111	CRJ 100/200	8,074,180
Stockholm (Arlanda)	Stuttgart (Echterdingen)	1342	60	CRJ 100/200	8,052,937
Cologne (Int'l)	Vienna	724	110	CRJ 100/200	7,966,035
Berlin (Tegel)	Vienna	529	167	Avroliner	7,073,582
Bilbao	Duesseldorf	1146	60	CRJ 100/200	6,874,930
Barcelona	Duesseldorf	1165	59	CRJ 100/200	6,874,286
Duesseldorf	Turin	695	98	CRJ 100/200	6,813,132
Munich (Int'l)	Dortmund	468	181	Avroliner	6,806,364
Barcelona	Cologne (Int'l)	1131	60	CRJ 100/200	6,788,027
Duesseldorf	Lyon (St. Exupery)	631	100	CRJ 100/200	6,308,456
Cologne (Int'l)	Milan (Malpensa)	594	105	CRJ 100/200	6,235,233
Manchester	Munich (Int'l)	1128	54	CRJ 100/200	6,091,844
Barcelona	Munich (Int'l)	1093	68	Avroliner	5,944,368
Hamburg	Nice	1125	52	CRJ 100/200	5,849,484
Hamburg	Zurich	694	104	Avroliner	5,770,821
Budapest	Hamburg	948	60	CRJ 100/200	5,687,266
Basel/Mulhouse	Frankfurt	280	248	Avroliner	5,555,561
Hanover	Zurich	562	97	CRJ 100/200	5,447,963
Duesseldorf	Zurich	446	120	CRJ 100/200	5,349,313
Nuremberg	Berlin (Tempelhof)	370	180	Avroliner	5,340,365
Brussels	Hamburg	481	110	CRJ 100/200	5,292,988
Brussels	Munich (Int'l)	597	86	CRJ 100/200	5,134,633

**Lufthansa Cityline
Trends by Equipment Type**



■ Canadair RJ 700 □ Avroliner ■ Canadair RJ 100/200

**Lufthansa Cityline
European Route System:
September 2001**



All data sourced during September 2001 by:



AVIATION DATA / ANALYSIS / CONSULTING / ASSET MANAGEMENT

www.backaviation.com