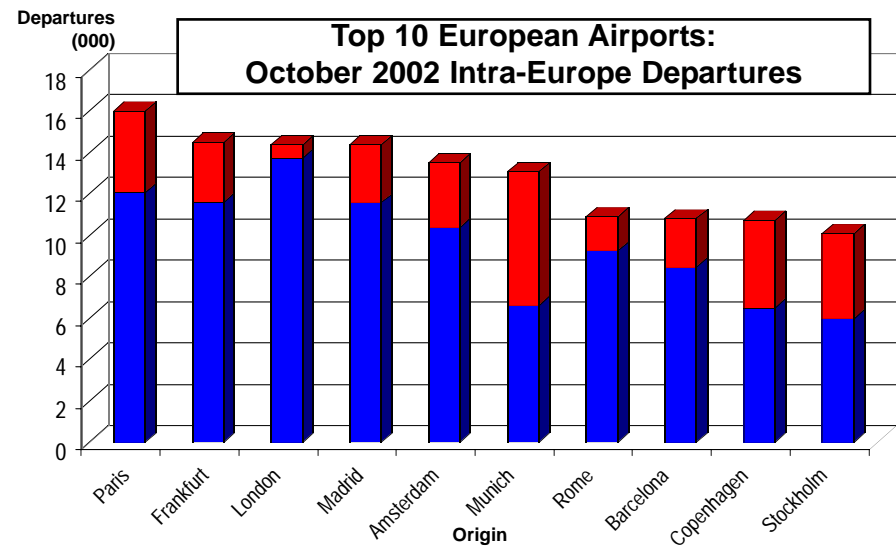


# European Operations: Top 3 Regional Aircraft Hubs



Departures from Top European Airports by Aircraft Type: October 2002

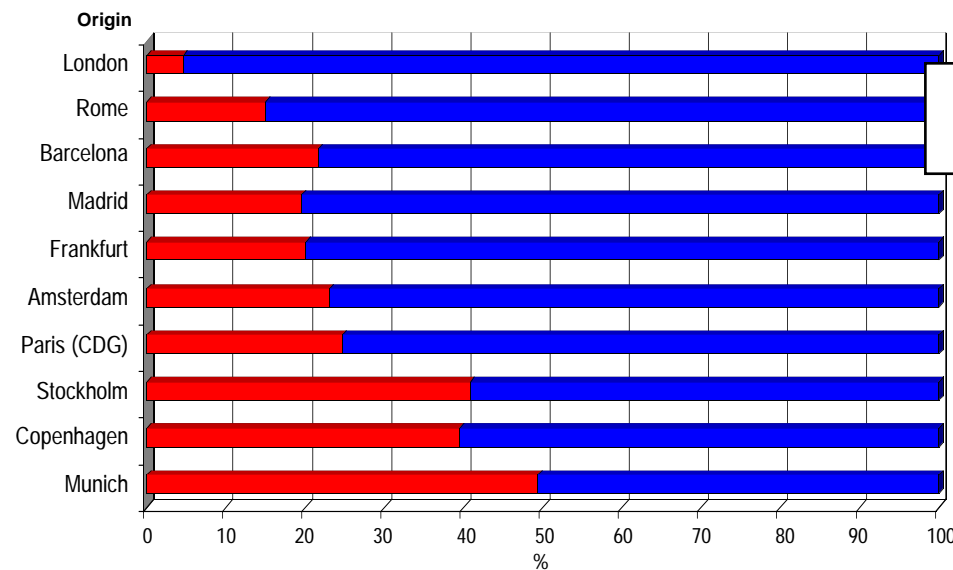
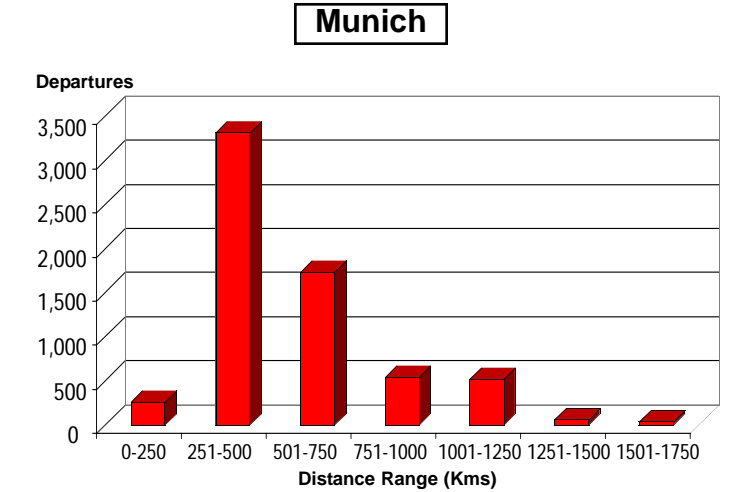
Origin	Regional Aircraft Departures	Standard Jet Departures	Total Departures	Regional Aircraft % of Departures
Munich	6,456	6,633	13,089	49
Stockholm (Arlanda)	4,114	5,964	10,078	41
Copenhagen	4,235	6,484	10,719	40
Paris (C. deGaulle)	3,955	12,055	16,010	25
Amsterdam	3,114	10,386	13,500	23
Barcelona	2,347	8,483	10,830	22
Frankfurt	2,917	11,615	14,532	20
Madrid	2,810	11,582	14,392	20
Rome (Fiumicino)	1,637	9,266	10,903	15
London (Heathrow)	660	13,732	14,392	5

Regional Aircraft (Red) Standard Jets (Blue)

Regional Aircraft Routes October 2002



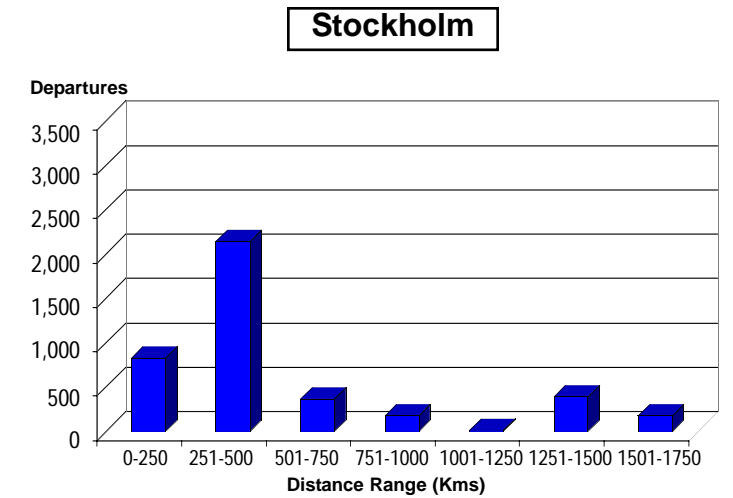
Departures by Distance October 2002



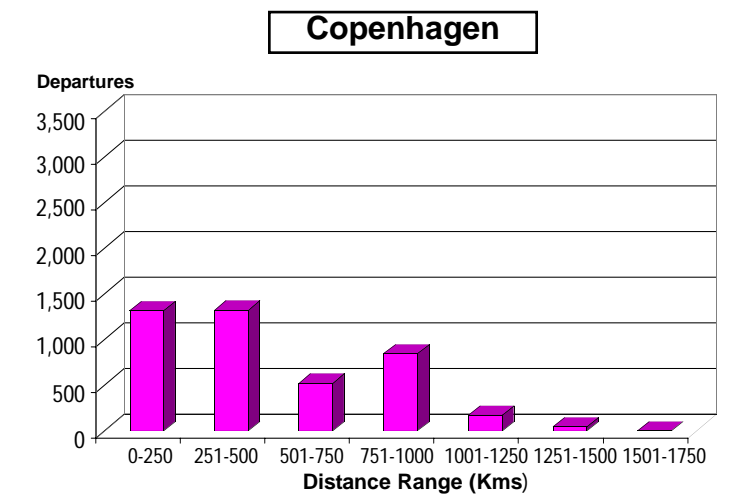
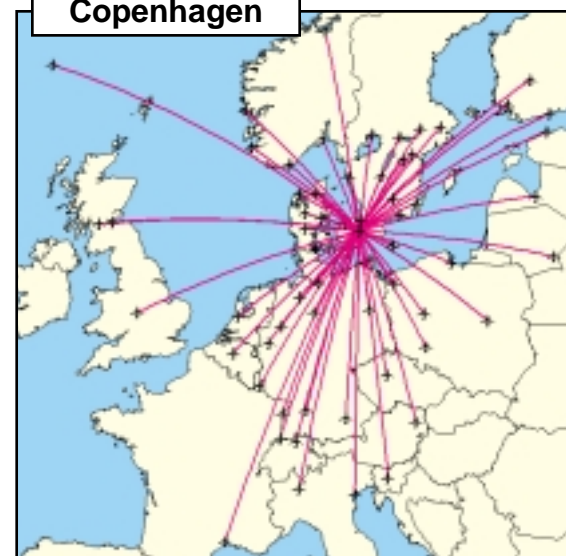
Scheduled Intra-Europe Departures Regional Aircraft vs Standard Jets October 2002

All data sourced during October 2002 by:

**back** Aviation Solutions  
www.backaviation.com



Copenhagen



Top 5 Destinations Utilizing Regional Aircraft

Origin	Destination	October 2002 Scheduled Seats
Munich	Zurich, Switzerland	20,925
	Brussels, Belgium	17,470
	Muenster, Germany	15,060
	Basel, Switzerland (Euroairport)	10,778
	Dortmund, Germany	10,380
Stockholm (Arlanda)	Turku, Finland	12,397
	Visby, Sweden	12,291
	Tampere, Finland	10,508
	Brussels, Belgium	9,562
	Halmstad, Sweden	9,250
Copenhagen	Karup, Denmark	18,492
	Brussels, Belgium	14,537
	Aarhus, Denmark	13,884
	Billund, Denmark	11,160
	Riga, Latvia	10,879

Scheduled Intra-Europe Seat Growth Regional Aircraft vs Standard Jets

